



Course: 14479.1231: IDE.401.M001.FALL22.Integrate Tech in Instruct III
Instructor: Jing Lei,Lei Wang *
Response Rate: 11/12 (91.67 %)

1 - My key reasons for taking this course were: (Select all that apply.)

Response Option	Weight	Frequency	Percent	Percent Responses	
Interested in the subject	(1)	1	9.09%		
Required for major, minor, or program	(2)	11	100.00%		
Fulfilled Liberal Arts requirement/distribution (undergraduate only)	(3)	0	0.00%		
Reputation of instructor	(4)	0	0.00%		
Fit into my schedule	(5)	0	0.00%		
Advisor recommended course	(6)	0	0.00%		
Friend(s) recommended course	(7)	0	0.00%		
Other	(8)	0	0.00%		
Response Rate		11/12 (91.67%)			

2 - If you selected 'other' as a key reason, please comment.

Response Rate	0/12 (0%)
----------------------	-----------

3 - For this course, on average, I spent the following time, outside of synchronous or in-person class sessions, on course work:

Response Option	Weight	Frequency	Percent	Percent Responses	Means
0 hours per week	(1)	0	0.00%		
1-3 hours per week	(2)	9	81.82%		
4-6 hours per week	(3)	2	18.18%		
7-10 hours per week	(4)	0	0.00%		
11-15 hours per week	(5)	0	0.00%		
More than 15 hours per week	(6)	0	0.00%		
				0 25 50 100	Question
Response Rate				Mean	STD
11/12 (91.67%)				2.18	0.40
					Median
					2.00

4 - I feel that I performed to my potential in this course.

Response Option	Weight	Frequency	Percent	Percent Responses	Means
Strongly Disagree	(1)	0	0.00%		
Disagree	(2)	0	0.00%		
Somewhat Disagree	(3)	0	0.00%		
Somewhat Agree	(4)	0	0.00%		
Agree	(5)	4	36.36%		
Strongly Agree	(6)	7	63.64%		
				0 25 50 100	Question
Response Rate				Mean	STD
11/12 (91.67%)				5.64	0.50
					Median
					6.00

5 - The syllabus was an accurate guide to course requirements.

Response Option	Weight	Frequency	Percent	Percent Responses	Means
Strongly Disagree	(1)	0	0.00%		
Disagree	(2)	0	0.00%		
Somewhat Disagree	(3)	0	0.00%		
Somewhat Agree	(4)	0	0.00%		
Agree	(5)	3	27.27%		
Strongly Agree	(6)	8	72.73%		
				0 25 50 100	Question
Response Rate				Mean	STD
11/12 (91.67%)				5.73	0.47
					Median
					6.00



Course: 14479.1231: IDE.401.M001.FALL22.Integrate Tech in Instruct III
Instructor: Jing Lei,Lei Wang *
Response Rate: 11/12 (91.67 %)

6 - Student participation and the contribution of ideas, comments, and questions were encouraged.

Response Option	Weight	Frequency	Percent	Percent Responses	Means			
Strongly Disagree	(1)	0	0.00%			5.70		
Disagree	(2)	0	0.00%					
Somewhat Disagree	(3)	0	0.00%					
Somewhat Agree	(4)	0	0.00%					
Agree	(5)	3	30.00%					
Strongly Agree	(6)	7	70.00%					
				02550100	Question			
Response Rate				Mean		STD		Median
10/12 (83.33%)				5.70		0.48		6.00

7 - Course assessments (e.g., exams/quizzes, papers, presentations, projects, performances, etc.) allowed me to demonstrate what I learned.

Response Option	Weight	Frequency	Percent	Percent Responses	Means			
Strongly Disagree	(1)	0	0.00%			5.64		
Disagree	(2)	0	0.00%					
Somewhat Disagree	(3)	0	0.00%					
Somewhat Agree	(4)	0	0.00%					
Agree	(5)	4	36.36%					
Strongly Agree	(6)	7	63.64%					
				02550100	Question			
Response Rate				Mean		STD		Median
11/12 (91.67%)				5.64		0.50		6.00

8 - I received helpful feedback from the instructor to guide my progress in this course.

Response Option	Weight	Frequency	Percent	Percent Responses	Means				
Strongly Disagree	(1)	0	0.00%		 5.55				
Disagree	(2)	0	0.00%						
Somewhat Disagree	(3)	0	0.00%						
Somewhat Agree	(4)	1	9.09%						
Agree	(5)	3	27.27%						
Strongly Agree	(6)	7	63.64%						
				02550100	Question				
Response Rate				Mean		STD		Median	
11/12 (91.67%)				5.55		0.69		6.00	

9 - What is your Gender?

Response Option	Weight	Frequency	Percent	Percent Responses	Means			
Male	(1)	0	0.00%					
Female	(2)	11	100.00%					
				0 25 50 100				
Response Rate								
11/12 (91.67%)								



Course: 14479.1231: IDE.401.M001.FALL22.Integrate Tech in Instruct III
Instructor: Jing Lei,Lei Wang *
Response Rate: 11/12 (91.67 %)

10 - What is your Class Status?

Response Option	Weight	Frequency	Percent	Percent Responses	Means
Senior (Undergraduate)	(1)	11	100.00%		
Master's (Graduate)	(2)	0	0.00%		
Certificate of Advanced Studies (Graduate)	(3)	0	0.00%		
Doctoral (Graduate)	(4)	0	0.00%		
Unmatriculated/not enrolled in degree program	(5)	0	0.00%		
				0 25 50 100	
Response Rate					
11/12 (91.67%)					

11 - What is the term?

Response Option	Weight	Frequency	Percent	Percent Responses	Means
Fall	(1)	11	100.00%		
Spring	(2)	0	0.00%		
Summer	(3)	0	0.00%		
Independent study	(4)	0	0.00%		
				0 25 50 100	
Response Rate					
11/12 (91.67%)					

12 - Estimate of your grade in this course.

Response Option	Weight	Frequency	Percent	Percent Responses	Means
A	(1)	10	100.00%		
B	(2)	0	0.00%		
C	(3)	0	0.00%		
D	(4)	0	0.00%		
				0 25 50 100	
Response Rate					
10/12 (83.33%)					

13 - Your grade point average (GPA) is closest to:

Response Option	Weight	Frequency	Percent	Percent Responses	Means
4.0	(1)	10	90.91%		
3.0	(2)	1	9.09%		
2.0	(3)	0	0.00%		
Don't know	(4)	0	0.00%		
				0 25 50 100	
Response Rate					
11/12 (91.67%)					

14 - Is this course in your intended or actual major?

Response Option	Weight	Frequency	Percent	Percent Responses	Means
Yes	(1)	8	72.73%		
No	(2)	3	27.27%		
				0 25 50 100	
Response Rate					
11/12 (91.67%)					



Course: 14479.1231: IDE.401.M001.FALL22.Integrate Tech in Instruct III
Instructor: Jing Lei,Lei Wang *
Response Rate: 11/12 (91.67 %)

15 - How many courses (including this one) did you take this semester (term)?

Response Option	Weight	Frequency	Percent	Percent Responses	Means			
1	(1)	0	0.00%					
2	(2)	1	9.09%					
3	(3)	0	0.00%					
4+	(4)	10	90.91%					
				0 25 50 100	Question			
Response Rate				Mean		STD		Median
11/12 (91.67%)				3.82		0.60		4.00

16 - How many distance education classes have you taken?

Response Option	Weight	Frequency	Percent	Percent Responses	Means			
1	(1)	0	0.00%					
2	(2)	1	9.09%					
3	(3)	2	18.18%					
4+	(4)	8	72.73%					
				0 25 50 100	Question			
Response Rate				Mean		STD		Median
11/12 (91.67%)				3.64		0.67		4.00

17 - How many hours per week do you work (paid)?

Response Option	Weight	Frequency	Percent	Percent Responses	Means			
Less than 15 hours per week	(1)	10	90.91%					
Between 15 and 25 hours per week	(2)	1	9.09%					
More than 25 hours per week	(3)	0	0.00%					
				0 25 50 100				
Response Rate								
11/12 (91.67%)								

18 - Instructor's interest in class

Lei Wang





Response Option	Weight	Frequency	Percent	Percent Responses	Means			
Exceptional	(5)	8	72.73%					
Above average	(4)	3	27.27%					
Average	(3)	0	0.00%					
Below average	(2)	0	0.00%					
Unsatisfactory	(1)	0	0.00%					
				0 25 50 100	Question			
Response Rate				Mean		STD		Median
11/12 (91.67%)				4.73		0.47		5.00



Course: 14479.1231: IDE.401.M001.FALL22.Integrate Tech in Instruct III
Instructor: Jing Lei,Lei Wang *
Response Rate: 11/12 (91.67 %)




19 - Instructor's knowledge of the course material

Lei Wang

Response Option	Weight	Frequency	Percent	Percent Responses	Means
Exceptional	(5)	9	81.82%		
Above average	(4)	1	9.09%		
Average	(3)	1	9.09%		
Below average	(2)	0	0.00%		
Unsatisfactory	(1)	0	0.00%		
				0 25 50 100	Question
Response Rate				Mean	STD
11/12 (91.67%)				4.73	0.65
					Median
					5.00





20 - Quality of the instructor's preparation for class periods

Lei Wang

Response Option	Weight	Frequency	Percent	Percent Responses	Means
Exceptional	(5)	9	81.82%		
Above average	(4)	2	18.18%		
Average	(3)	0	0.00%		
Below average	(2)	0	0.00%		
Unsatisfactory	(1)	0	0.00%		
				0 25 50 100	Question
Response Rate				Mean	STD
11/12 (91.67%)				4.82	0.40
					Median
					5.00




21 - Instructor's ability to involve students in the course material

Lei Wang

Response Option	Weight	Frequency	Percent	Percent Responses	Means
Exceptional	(5)	8	72.73%		
Above average	(4)	1	9.09%		
Average	(3)	2	18.18%		
Below average	(2)	0	0.00%		
Unsatisfactory	(1)	0	0.00%		
				0 25 50 100	Question
Response Rate				Mean	STD
11/12 (91.67%)				4.55	0.82
					Median
					5.00

22 - Instructor's willingness to hear ideas from students

Lei Wang

Response Option	Weight	Frequency	Percent	Percent Responses	Means
Exceptional	(5)	8	72.73%		
Above average	(4)	3	27.27%		
Average	(3)	0	0.00%		
Below average	(2)	0	0.00%		
Unsatisfactory	(1)	0	0.00%		
				0 25 50 100	Question
Response Rate				Mean	STD
11/12 (91.67%)				4.73	0.47
					Median
					5.00



Course: 14479.1231: IDE.401.M001.FALL22.Integrate Tech in Instruct III
Instructor: Jing Lei,Lei Wang *
Response Rate: 11/12 (91.67 %)

23 - Instructor's ability to provoke thought and stimulate critical thinking

Lei Wang

Response Option	Weight	Frequency	Percent	Percent Responses	Means
Exceptional	(5)	8	72.73%	<div><div></div></div>	4.55
Above average	(4)	1	9.09%	<div><div></div></div>	
Average	(3)	2	18.18%	<div><div></div></div>	
Below average	(2)	0	0.00%	<div><div></div></div>	
Unsatisfactory	(1)	0	0.00%	<div><div></div></div>	
				0 25 50 100	Question
Response Rate				Mean	STD
11/12 (91.67%)				4.55	0.82
					Median
					5.00

24 - Rating of lectures (or content presented through resources)

Lei Wang

Response Option	Weight	Frequency	Percent	Percent Responses	Means
Exceptional	(5)	8	72.73%	<div><div></div></div>	4.45
Above average	(4)	1	9.09%	<div><div></div></div>	
Average	(3)	1	9.09%	<div><div></div></div>	
Below average	(2)	1	9.09%	<div><div></div></div>	
Unsatisfactory	(1)	0	0.00%	<div><div></div></div>	
				0 25 50 100	Question
Response Rate				Mean	STD
11/12 (91.67%)				4.45	1.04
					Median
					5.00

25 - Instructor's ability to meet with students (in-person or virtually)

Lei Wang

Response Option	Weight	Frequency	Percent	Percent Responses	Means
Exceptional	(5)	8	72.73%	<div><div></div></div>	4.73
Above average	(4)	3	27.27%	<div><div></div></div>	
Average	(3)	0	0.00%	<div><div></div></div>	
Below average	(2)	0	0.00%	<div><div></div></div>	
Unsatisfactory	(1)	0	0.00%	<div><div></div></div>	
				0 25 50 100	Question
Response Rate				Mean	STD
11/12 (91.67%)				4.73	0.47
					Median
					5.00

26 - Rating of class discussions

Response Option	Weight	Frequency	Percent	Percent Responses	Means
Exceptional	(5)	5	45.45%	<div><div></div></div>	4.18
Above average	(4)	3	27.27%	<div><div></div></div>	
Average	(3)	3	27.27%	<div><div></div></div>	
Below average	(2)	0	0.00%	<div><div></div></div>	
Unsatisfactory	(1)	0	0.00%	<div><div></div></div>	
				0 25 50 100	Question
Response Rate				Mean	STD
11/12 (91.67%)				4.18	0.87
					Median
					4.00



Course: 14479.1231: IDE.401.M001.FALL22.Integrate Tech in Instruct III
Instructor: Jing Lei,Lei Wang *
Response Rate: 11/12 (91.67 %)

27 - Rating of outside work as learning experiences

Response Option	Weight	Frequency	Percent	Percent Responses	Means			
Exceptional	(5)	7	63.64%			4.36		
Above average	(4)	2	18.18%					
Average	(3)	1	9.09%					
Below average	(2)	1	9.09%					
Unsatisfactory	(1)	0	0.00%					
				0 25 50 100	Question			
Response Rate				Mean		STD		Median
11/12 (91.67%)				4.36		1.03		5.00

28 - Intellectual challenge provided by the course

Response Option	Weight	Frequency	Percent	Percent Responses	Means			
Exceptional	(5)	8	72.73%			4.55		
Above average	(4)	1	9.09%					
Average	(3)	2	18.18%					
Below average	(2)	0	0.00%					
Unsatisfactory	(1)	0	0.00%					
				0 25 50 100	Question			
Response Rate				Mean		STD		Median
11/12 (91.67%)				4.55		0.82		5.00

29 - Increase in understanding of the subject matter due to the course

Response Option	Weight	Frequency	Percent	Percent Responses	Means			
Exceptional	(5)	9	81.82%			4.64		
Above average	(4)	0	0.00%					
Average	(3)	2	18.18%					
Below average	(2)	0	0.00%					
Unsatisfactory	(1)	0	0.00%					
				0 25 50 100	Question			
Response Rate				Mean		STD		Median
11/12 (91.67%)				4.64		0.81		5.00

30 - Rating of the textbook

Response Option	Weight	Frequency	Percent	Percent Responses	Means			
Exceptional	(5)	5	50.00%			4.00		
Above average	(4)	2	20.00%					
Average	(3)	2	20.00%					
Below average	(2)	0	0.00%					
Unsatisfactory	(1)	1	10.00%					
				0 25 50 100	Question			
Response Rate				Mean		STD		Median
10/12 (83.33%)				4.00		1.33		4.50



Course: 14479.1231: IDE.401.M001.FALL22.Integrate Tech in Instruct III
Instructor: Jing Lei,Lei Wang *
Response Rate: 11/12 (91.67 %)

31 - Fairness of the grading procedures

Response Option	Weight	Frequency	Percent	Percent Responses	Means			
Exceptional	(5)	8	72.73%					
Above average	(4)	1	9.09%					
Average	(3)	2	18.18%					
Below average	(2)	0	0.00%					
Unsatisfactory	(1)	0	0.00%					
				0 25 50 100	Question			
Response Rate				Mean		STD		Median
11/12 (91.67%)				4.55		0.82		5.00

32 - Equity of work load for credit received

Response Option	Weight	Frequency	Percent	Percent Responses	Means			
Exceptional	(5)	7	70.00%					
Above average	(4)	2	20.00%					
Average	(3)	1	10.00%					
Below average	(2)	0	0.00%					
Unsatisfactory	(1)	0	0.00%					
				0 25 50 100	Question			
Response Rate				Mean		STD		Median
10/12 (83.33%)				4.60		0.70		5.00

33 - Overall rating of the instructor

Lei Wang

Response Option	Weight	Frequency	Percent	Percent Responses	Means			
Exceptional	(5)	9	81.82%					
Above average	(4)	0	0.00%					
Average	(3)	2	18.18%					
Below average	(2)	0	0.00%					
Unsatisfactory	(1)	0	0.00%					
				0 25 50 100	Question			
Response Rate				Mean		STD		Median
11/12 (91.67%)				4.64		0.81		5.00

34 - Overall rating of the course

Response Option	Weight	Frequency	Percent	Percent Responses	Means			
Exceptional	(5)	6	54.55%					
Above average	(4)	1	9.09%					
Average	(3)	3	27.27%					
Below average	(2)	1	9.09%					
Unsatisfactory	(1)	0	0.00%					
				0 25 50 100	Question			
Response Rate				Mean		STD		Median
11/12 (91.67%)				4.09		1.14		5.00



Course: 14479.1231: IDE.401.M001.FALL22.Integrate Tech in Instruct III
Instructor: Jing Lei,Lei Wang *
Response Rate: 11/12 (91.67 %)

35 - What two things would you change about this course?

Response Rate 10/12 (83.33%)

- Less in class assignments.
- Less work and more clarity
- I would change having so many assignments due in one week, but other than that nothing :)
- n/a
- I would make it asynchronous & making imovie
- Fewer assignments Zoom office hours
- Engaging students and more step by step instructions for new tools.
- I think the amount of assignments we did was a bit overwhelming for the amount of time class was so I would suggest we focus on a few important ones rather than trying to cover it all.
- I would possibly look to have fewer assignments due in a class period. Nothing else!
- New technologies vs. Kahoot and Padlet, more outside the box! Last semester I felt the concepts we were learning were new knowledge.

36 - What two things would you recommend keeping in this course?

Response Rate 10/12 (83.33%)

- Excel and 10 minute lesson presentation
- n/a
- I would recommend keeping this course 6 weeks and would also keep the professor, Lei! She is great!
- thank you for all your help. i sometimes struggled and you were always there to support me and i appreciate that!
- website and lesson plans
- Clear syllabus Design cases
- Introducing new tools to students, and how passionate the professor is.
- I think the design cases are good to practice incorporating technology into the course and the wix website was a good way to put it all on a professional website.
- The Wix website and the microteaching.
- The game-based learning, virtual field trips (Google goggles), and assistive tech (all new vs. learned before).

37 - On a scale of 0 to 9 with 0 meaning nothing and 9 meaning more than in any other class, how much do you think you have learned in this course?

Response Option	Weight	Frequency	Percent	Percent Responses	Means			
0 - nothing	(1)	0	0.00%		<p>7.30</p>			
1	(2)	0	0.00%					
2	(3)	0	0.00%					
3 - very little compared to other courses	(4)	1	10.00%	■				
4	(5)	0	0.00%					
5 - the same as in other courses	(6)	3	30.00%	■■■				
6	(7)	0	0.00%					
7 - more than most courses	(8)	3	30.00%	■■■				
8	(9)	3	30.00%	■■■				
9 - more than in any other class (course)	(10)	0	0.00%					
				0 25 50 100	Question			
Response Rate				Mean	STD	Median		
10/12 (83.33%)				7.30	1.70	8.00		